

# Welcome to Year 5!

Mrs Ewins and Mrs Broad (5E)

Mr Friend and Mrs Fisk (5F)


Sep 15-14:53

## Topics:


Terms 1 and 2  
Through the Ages  
Stig of the Dump,  
by Clive King



Terms 3 and 4  
World War II  
Carrie's War,  
by Nina Bawden



Terms 5 and 6  
Rainforests  
Journey to the River Sea,  
by Eva Ibbotson



Sep 15-14:53

## Homework:

- Set on Wednesday, due in Monday
- Times table focus in maths
- Spellings
- Topic
- Reading






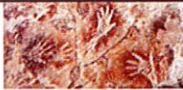
Should take around 40 minutes each

Sep 15-14:53

## Homework:

### Topic Based Homework - Through the Ages

*The half term* Your target is to complete at least 6 projects from the grid. We can't wait to see your work!

<p><b>Stone age marks</b></p> <p>Stone age people did not understand numbers as we do. Archaeologists have found these markings in caves that they think might be stone age counting. Can you come up with your own method of counting? You might want to choose symbols to mean certain amounts. Will you count in sets of 10 or will your counting system work in another way?</p> 	<p><b>Time Travellers</b></p>  <p>Imagine that you have been whisked back in time to Pre-historic Britain. You have been allowed to take one person or one object from 2017. What or who would you take and how would you explain your choice?</p>	<p><b>Cave homes</b></p> <p>During the Stone Age, people lived in caves. If you had to live in a cave what would you like it to look like and what would be in it? Be as creative and imaginative as you like! Maybe you could build your own 3D cave to bring in! Or even make a Stone Age Cave Cake!</p> 
<p><b>Stone age recipes</b></p> <p>Stone age people could not pop to the shops for food. Everything they ate had to be caught or collected. Write your own recipe for a stone age dinner using the sort of ingredients that would be available to them.</p>	<p><b>Stone Age Animal Facts</b></p> <p>Research some Stone Age animals and create a fact file, or poster, giving as much information as possible about your animal.</p>	<p><b>Stone Age Cave Art</b></p>  <p>Can you create some art inspired by the image?</p>
<p><b>Stone Age Diary</b></p> <p>Imagine you are a Stone Age child. What would your day involve?</p>	<p><b>Sounds of the Stone Age</b></p> <p>Create a Stone Age song or musical composition which could represent life in Stone Age Britain. You could record it, perform it or bring in evidence.</p>	<p><b>Stone Age Document</b></p> <p>Create your very own Stone Age Documentary. You might want to include information about Stone Objects. You can record it, make a PowerPoint or present a written version.</p>

Sep 15-14:53

## Educational Visits

Term 3: WWII-linked visit

Term 5: Rainforest-linked visit

Sep 15-14:53

## Year 5 PE



In Year 5, PE days are Wednesday and Thursday.



Boys and girls change in separate classrooms.



On Wednesdays, we will be travelling by coach to Tonbridge Boys' School in the afternoon to make use of their amazing sports facilities. Children will return in plenty of time for the end of the school day.

Sep 15-14:53

Tonbridge School Science



In Terms 3 and 4, we will be travelling by coach to Tonbridge Boys' School on Wednesday afternoon to participate in science workshops. Children will return in plenty of time for the end of the school day.



Each class will enjoy three sessions on consecutive Wednesdays, covering biology, physics and chemistry. These sessions are practical, fun, inspirational and - best of all - free!

Sep 15-14:53